











# Northern California Greater Sage-Grouse Habitat 2012 - 2015

## Legend

-  Preliminary Priority Habitat (PPH)
-  Preliminary General Habitat (PGH)
-  Bi-State Priority Habitat
-  BLM State Office Boundaries
-  BLM District Office Boundaries
-  BLM Field Office Boundaries
-  Administrative State Office
-  Administrative District Office
-  Administrative Field Office
-  Field Stations, Monuments, and Other Administrative Types

## Description:

### Preliminary Priority Habitat (PPH) and Preliminary General Habitat (PGH):

Habitat designations developed by BLM and state agency biologists for all populations of GRSG (except the Bi-State and Columbia populations) which have been widely used since 2012. PPH is a higher value to protect, conserve and restore than PGH, and PGH is higher than other sagebrush vegetation.

**PPH:** Areas offering the highest quality GRSG habitat based upon bird density, lek location, community composition, intactness, or other variables.

**PGH:** Areas of relatively intact sagebrush communities which provide certain habitat requirements for GRSG.

### Bi-State Distinct Population Segment (DPS):

All habitat in the Bi-State DPS is designated as Priority Habitat (PH). These areas offer high quality habitat based upon bird density, lek location, community composition, intactness, or other variables. PH will be viewed as a higher priority than other, non-designated areas relative to habitat importance.

## Data Sources:

### BLM Administrative Boundaries and Office Locations:

Downloaded from GeoSpatial Gateway, 05/20/2015.

**GRSG PPH/PGH:** Current as of 08/07/2013. For detailed source

information and to access the data, please visit:

[http://www.blm.gov/wo/st/en/prog/more/sagegrouse/documents\\_and\\_resources.html](http://www.blm.gov/wo/st/en/prog/more/sagegrouse/documents_and_resources.html).

**Bi-State Habitat:** Current as of 12/03/2012. Accompanies Bi-State Sage-Grouse Interim Policy IM NV-2013-009 and available at: \\blm\dfs\loc\EGIS\ReferenceState\NV\CorporateData\wildlife\BLM Bi-State Sage Grouse Habitat.lyr.

0 10 20 40 Miles

