










Prineville Greater Sage-Grouse Habitat - June 2015 -

Legend

-  Priority Habitat Management Areas
-  General Habitat Management Areas
-  BLM State Office Boundaries
-  BLM District Office Boundaries
-  BLM Field Office Boundaries
-  Administrative State Office
-  Administrative District Office
-  Administrative Field Office
-  Field Stations, Monuments, and Other Administrative Types

Description:

Priority Habitat Management Areas (PHMA) and General Habitat Management Areas (GHMA): Greater Sage-Grouse habitat classes utilized within recently released GRSG land use plan revisions and amendments. PHMA and GHMA loosely correspond to, and reflect a refinement of, Preliminary Priority Habitat (PPH) and Preliminary General Habitat (PGH), and will replace PPH and PGH when the Records of Decision are signed in late summer 2015 (Note that the GRSG habitat for the Bi-State population in CA/NV is not described by PHMA or GHMA. All Bi-State habitat is now Priority Habitat). PHMA is a higher value priority to protect, conserve and restore than GHMA, and GHMA is prioritized higher than other sagebrush vegetation.

Data Sources:
BLM Administrative Boundaries and Office Locations:
Downloaded from GeoSpatial Gateway, 05/20/2015.
BLM Proposed Plan Habitat Category Data: Submitted by each individual BLM EIS between February 2015 and March 2015.

