










Wyoming Greater Sage-Grouse Habitat 2012 - 2015

Legend

-  Preliminary Priority Habitat (PPH)
-  Preliminary General Habitat (PGH)
-  BLM State Office Boundaries
-  BLM District Office Boundaries
-  BLM Field Office Boundaries
-  Administrative State Office
-  Administrative District Office
-  Administrative Field Office
-  Field Stations, Monuments, and Other Administrative Types

Description:

Preliminary Priority Habitat (PPH) and Preliminary General Habitat (PGH):

Habitat designations developed by BLM and state agency biologists for all populations of GRSG (except the Bi-State and Columbia populations) which have been widely used since 2012. PPH is a higher value to protect, conserve and restore than PGH, and PGH is higher than other sagebrush vegetation.

PPH: Areas offering the highest quality GRSG habitat based upon bird density, lek location, community composition, intactness, or other variables.

PGH: Areas of relatively intact sagebrush communities which provide certain habitat requirements for GRSG.

Data Sources:

BLM Administrative Boundaries and Office Locations:
Downloaded from GeoSpatial Gateway, 05/20/2015.

GRSG PPH/PGH: Current as of 06/26/2012. For detailed source information and to access the data, please visit:
http://www.blm.gov/wo/st/en/prog/more/sagegrouse/documents_and_resources.html.

