

2013



CASUAL PAYMENT CENTER ANNUAL REPORT

The Casual Payment Center (CPC) delivers excellent customer service in the cost effective and prompt processing of payment of casual hires for the Bureau of Indian Affairs (BIA), the Bureau of Land Management (BLM), the US Fish and Wildlife Service (FWS), and the National Park Service (NPS).



National Interagency Fire Center
Casual Payment Center MS 270

3833 S Development Ave
Boise, ID 83705-5354

Toll Free: (877) 471-2262
Local: (208) 387-5760
Fax: (208) 433-6405

Office hours: 7:45am – 4:15pm (MT)

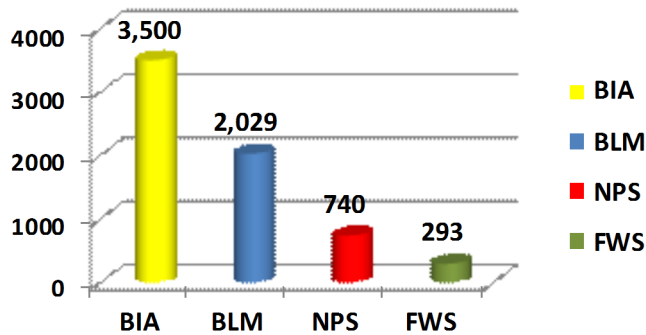
Calendar Year Statistics DOI

2013 Gross Amounts

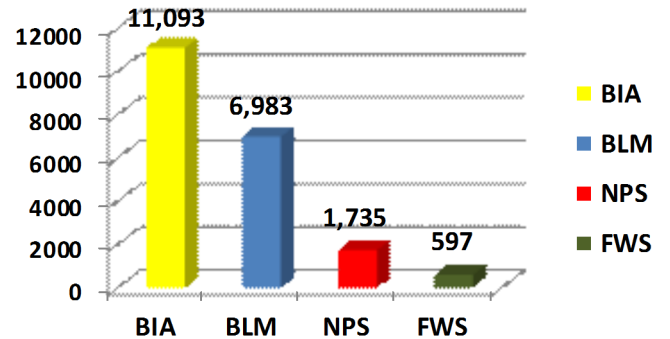
Agency Desc	All Hzd Cd	Casual Count	Payment Count	Amt Gross Col Tot	Amt Boot Stipend	Amount Gross Total
BIA	C	3,465	10,997	\$14,844,797.94	\$185,400.00	\$15,030,197.94
	H	35	96	\$277,006.90		\$277,006.90
Total		3,500	11,093	\$15,121,804.84	\$185,400.00	\$15,307,204.84
BLM	C	2,025	6,961	\$13,857,959.92	\$82,200.00	\$13,940,159.92
	H	4	22	\$70,286.02		\$70,286.02
Total		2,029	6,983	\$13,928,245.94	\$82,200.00	\$14,010,445.94
NPS	C	409	790	\$1,743,124.43	\$18,600.00	\$1,761,724.43
	H	331	945	\$1,182,959.69		\$1,182,959.69
Total		740	1,735	\$2,926,084.12	\$18,600.00	\$2,944,684.12
FWS	C	291	595	\$903,485.49	\$6,600.00	\$910,085.49
	H	2	2	\$8,789.88		\$8,789.88
Total		293	597	\$912,275.37	\$6,600.00	\$918,875.37
Total		6,562	20,408	\$32,888,410.27	\$292,800.00	\$33,181,210.27

Calendar Year Statistics for DOI

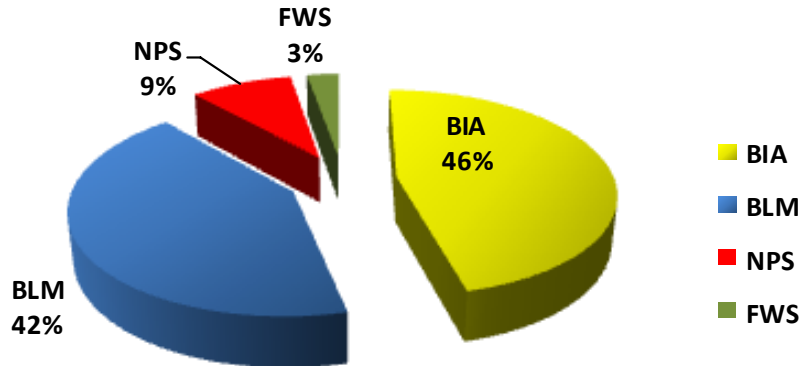
Casual Count



Payment Count



Amount Gross Total



DOI Five Year Average 2009 - 2013

Agency	Number of Casuals	Casual Gross Amount Processed	Casual Payments Processed	Payment Percentage
BIA	4,751	\$18,484,336.15	16,061	63.5%
BLM	2,039	\$11,968,623.26	6,084	24.0%
NPS	816	\$3,248,494.83	2,134	8.4%
FWS	421	\$1,962,791.73	1,025	4.1%
TOTAL	8,027	\$35,664,245.96	25,304	100.0%

