



2014



CASUAL PAYMENT CENTER ANNUAL REPORT

The Casual Payment Center (CPC) delivers excellent customer service in the cost effective and prompt processing of payment of casual hires for the Bureau of Indian Affairs (BIA), the Bureau of Land Management (BLM), the US Fish and Wildlife Service (FWS), and the National Park Service (NPS).



National Interagency Fire Center
 Casual Payment Center MS 270
 3833 S Development Ave
 Boise, ID 83705-5354

Toll Free: (877) 471-2262
 Local: (208) 387-5760
 Fax: (208) 433-6405
 Office hours: 7:45am – 4:15pm (MT)

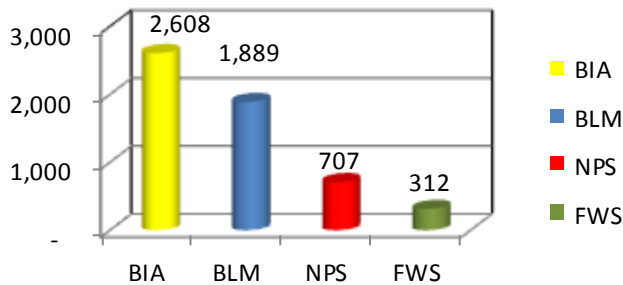
Calendar Year Statistics DOI

2014 Calendar Year

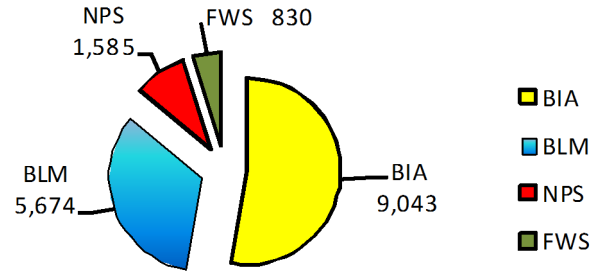
Agency Desc	All Hzd Cd	Casual Count	Payment Count	Amt Gross Col Tot	Amt Boot Stipend	Amount Gross Total
BIA	C	2,607	9,042	\$13,246,378.31	\$150,600.00	\$13,396,978.31
	H	1	1	\$5,139.12		\$5,139.12
	Total	2,608	9,043	\$13,251,517.43	\$150,600.00	\$13,402,117.43
BLM	C	1,888	5,672	\$11,561,689.11	\$76,200.00	\$11,637,889.11
	H	1	2	\$8,587.53		\$8,587.53
	Total	1,889	5,674	\$11,570,276.64	\$76,200.00	\$11,646,476.64
NPS	C	419	923	\$1,410,130.06	\$24,700.00	\$1,434,830.06
	H	288	662	\$316,174.70		\$316,174.70
	Total	707	1,585	\$1,726,304.76	\$24,700.00	\$1,751,004.76
FWS	C	311	828	\$952,950.65	\$8,700.00	\$961,650.65
	H	1	2	\$4,926.62		\$4,926.62
	Total	312	830	\$957,877.27	\$8,700.00	\$966,577.27
Total		5,516	17,132	\$27,505,976.10	\$260,200.00	\$27,766,176.10

Calendar Year Statistics for DOI

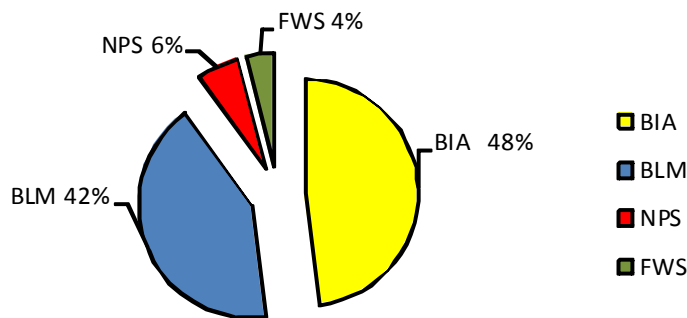
Casual Count



Payment Count



Amount Gross Total



DOI Five Year Average 2010 - 2014

Agency	Number of Casuals	Casual Gross Amount Processed	Casual Payments Processed	Payment Percentage
BIA	4,085	\$18,511,018.61	14,425	60.8%
BLM	2,005	\$12,537,649.28	6,184	26.0%
NPS	790	\$3,257,166.71	2,090	8.9%
FWS	412	\$2,017,328.80	1,010	4.3%
TOTAL	7,292	\$36,323,163.40	23,708	100.0%

