

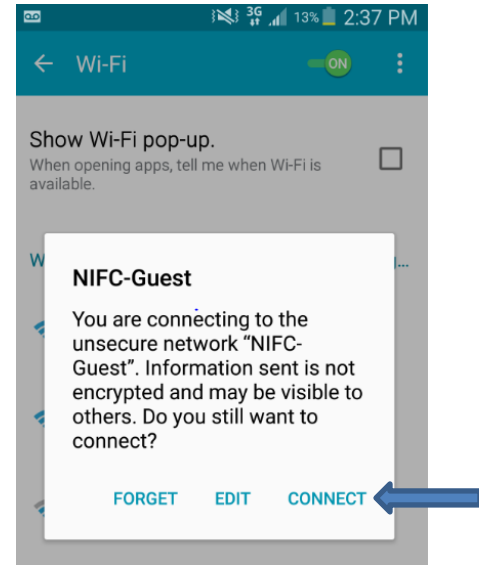
CONNECTING TO NIFC WIRELESS NETWORK - GUEST MOBILE DEVICES: Samsung (Android)

These instructions are intended for **NIFC Guests** that would like to use the **NIFC Wireless Guest Network** using their mobile device (**Samsung - Android**). **NOTE:** Minor variations from these instructions may occur depending on the device and its software version.

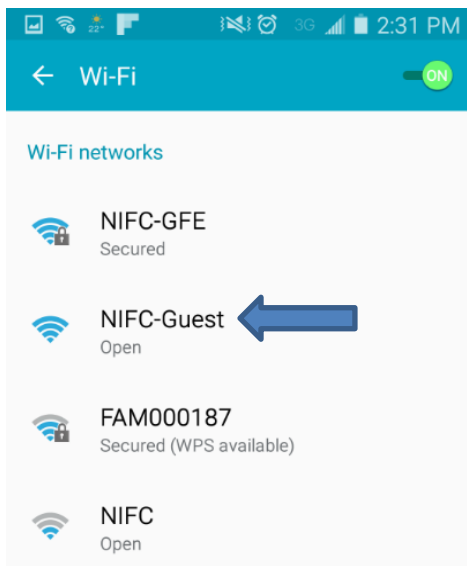
Step 1: Swipe down from the Samsung Logo to bring up your settings menu as seen below. Then select the Gear.



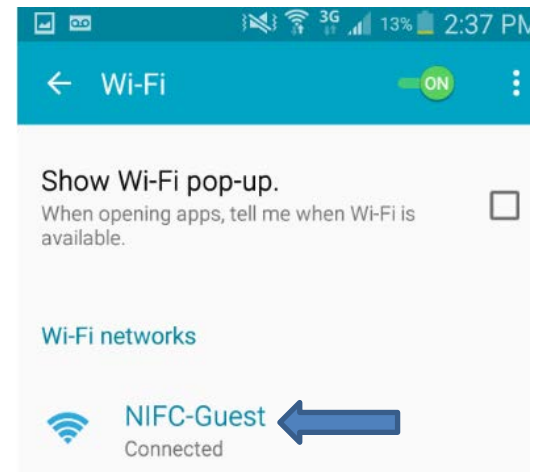
Step 3: Select "Connect".



Step 2: Select "Wi-Fi" and then select "NIFC Guest" from the list.



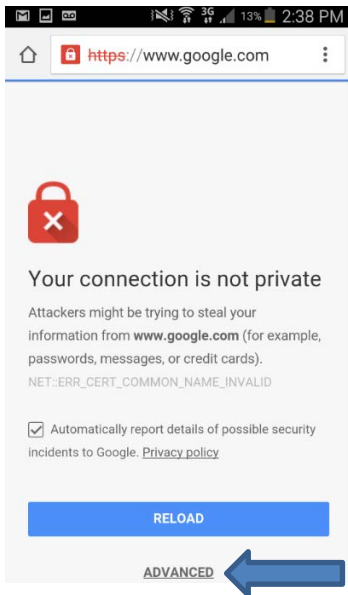
Step 4: NIFC-Guest will then display "Connected".



CONNECTING TO NIFC WIRELESS NETWORK - GUEST MOBILE DEVICES: Samsung (Andriod)

Step 5: Open up Google Chrome on your device.

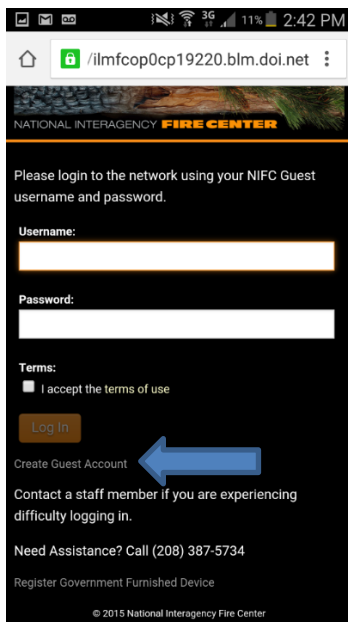
Note: Google Chrome is required and can be downloaded from Google Play. Try to go to a public website e.g. <http://www.google.com>. If the page “**Connection is not private**” displays, select “**ADVANCED**” and select the “hyperlink” on the screen that follows; if not, it will advance to the next step.



NOTE: Sponsorship is **REQUIRED** to access the NIFC-Guest Wi-Fi network.

Your Sponsor is the Government employee you are working with.

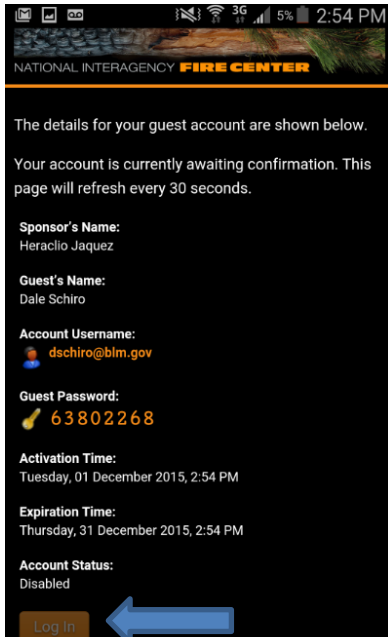
Step 6: Select “**Create Guest Account**” on the NIFC Wi-Fi login page that appears.



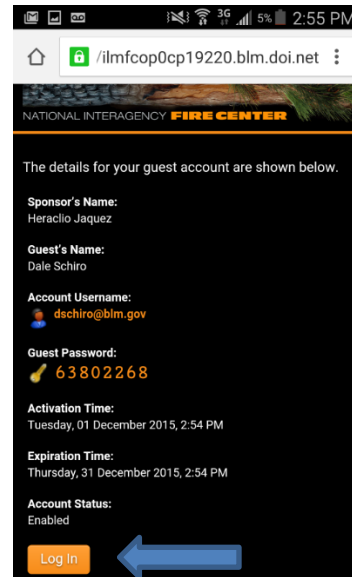
Step 7: Fill in the form with your sponsor's information, your name and email. Check the “**I accept the terms of use**”, and select “**Register**”

CONNECTING TO NIFC WIRELESS NETWORK - GUEST MOBILE DEVICES: Samsung (Andriod)

Step 8: Your account info will be emailed to you. The screen will display your account information and refresh every 30 seconds by itself. **Note:** The Account Status is currently "Disabled".



Step 9: When the request is approved and email sent to you, the page will refresh and the Account Status will display "Enabled". Select "Log In" to complete the connection process.



Note: You cannot change the password so please save this information. **This account will be valid for 30 days.** To log back in, repeat steps 1 and 2, then sign in using your email address and the password you were provided.